

# Sanitary partition wall type SVF30/S ALTUS

Cubicle system made of 30 mm chipboard

**schäfer**<sup>®</sup>  
Trennwandsysteme



Stylish and elegant partitioning.



BEFORE WE  
EXPECT TRUST FROM  
OUR CUSTOMERS,  
WE PROVIDE EVIDENCE  
*that's us!*

## ENVIRONMENT & SUSTAINABILITY *that's us!*

Sustainable management and careful use of resources are a matter of course for us and part of our corporate philosophy. This basic idea is consistently integrated and lived in our work processes. We are proud to be the first certified manufacturer of partition systems and lockers in Germany to operate according to the FSC™ and PEFC guidelines.

### PEFC - registered

We pay attention to a sustainable supply chain in which our products are procured under ecological, economic and socially just aspects.

### FSC™ - certified

As the first certified manufacturer in the area of partition systems and lockers in Germany, we make an active contribution to the protection of our earth with this future-oriented procurement method. We supply almost our entire range from sustainable wood in accordance with the specifications of the FSC™.



On request  
the products are  
available with  
FSC™ certification

To certificate >

## TÜV NORD GS TESTED SAFETY *that's us!*

Tested and certified by TÜV NORD these products meet the requirements of the Product Safety Act ProdSG § 21  
Registration No. 44 329 14148802



## MADE IN GERMANY *that's us!*

Our products are manufactured for you at the company site in Horhausen, Rhineland-Palatinate. This is the only way we can guarantee the high quality standards we set for our products.



## PREQUALIFIED *that's us!*

We are registered in the list of prequalified construction companies with the number 010.049740, proving that we are qualified for the products and services we offer.



For listing >

## INNOVATIVE & DESIGN-ORIENTED *that's us!*

With our design-oriented and innovative products, we convince not only our customers, but also national and international committees.



reddot winner 2021



## Privacy guaranteed.

The SVF30/S ALTUS WC partition wall is predestined as an entry into the room-high product range. Manufactured from 30 mm thick melamine-resin chipboard panels with a 0.9 mm thick HPL cladding on both sides, guarantees this system a high stability and has a complete flush fitted front on the outside of the cubicle. This feature ensures convenient cleaning and easy maintenance. Good looks included!






#### Interesting facts about SVF30/S ALTUS

**WC partition walls made of 30 mm thick chipboard with a 0,9 mm thick HPL cladding on both sites**

- Entry model of a room-high toilet partition
- Partitions are closed from floor to ceiling
- Private area for the user
- Maximum privacy guaranteed
- More space-saving than conventional drywall construction
- Flush fitted front on the outside of the cubicle
- ABS strips in the same colour as the panels
- Wall connections are done as shadow gap
- Suitable for dry rooms
- Easy to clean and maintenance construction
- Robust and long-life construction
- Large variety of decors and colours
- Optional available are panels with motif print
- System will be produced acc. to the building site dimension

#### Privacy screens

- Wall-mounted privacy screens
- Made of 30 mm thick chipboard
- ABS strips and panels in the same colour
- Installed with durable aluminium holders
- Wall-mounted structures without bottom support feet are particularly hygienic, since floor cleaning can then be faster and more efficient
- Wide range of colours available
- Motif prints are optionally available
- Privacy screens will be produced acc. to the building site dimension





- Doors with flush-mounted top panel
- Wood decor provides a noble contrast and an exclusive room ambience
- Particularly easy to clean thanks to the smooth surface and the material properties



#### Privacy screens

- Made of enamelled safety glass (ESG-H)
- Installed with durable stainless steel or aluminium holders
- Hygienic and easy to clean
- Wall-mounted structures without bottom support feet are particularly hygienic, since floor cleaning can then be faster and more efficient
- Colour selection according to RAL colour chart
- Motif prints are optionally available
- Privacy screens will be produced acc. to the building site dimension







(1)

### Handrail for toilet partition type SVF30/S ALTUS

- Matt, natural anodised
- Very easy to clean
- Integrated Free/engaged indicator (4)
- Emergency opening located below – allows the locked door to be opened from the outside (5)
- Optional available with LED
- Optional energy-saving LED strip shows the locking status clearly visible
- Very good grip, because of the body-friendly shape

### Possible Variation:

#### (1)

- Handrail adapted to the door length, always until the top edge of the door
- Optional available: in combination with a LED strip

#### (2)

- Handrail 55 x 1.150 mm
- Optional available: in combination with a LED strip

#### (3)


- Handrail 55 x 500 mm
- Optional available: in combination with a LED strip



(2)



(3)



(4)

(5)

## Features type SVF30/S ALTUS

### Door cover panels:



- Flush fitted cover panels above the door
- Invisible fixed by means of pressure spring pins

### Hinges:



- Stainless steel hinge with high-performance polymer
- Treads guarantee absolute freedom from maintenance and a silence closing of the door



- Stainless steel rising hinge
- Doors with self-closing hinges are optional available

### Floor connection:



- Floor connection with shadow gap
- Discreet construction, esthetic appearance



## Variations of accessories type SVF30/S ALTUS

### Hardware:



Aluminium  
door handle  
Schäfer AL7050



Stainless steel  
door handle  
Schäfer ES6050




Nylon  
door handle  
Schäfer N8051




Aluminium  
one hand door knob  
INSAFE



Aluminium  
push handle SLIDESAFE




Aluminium handrail  
55 x 500 mm  
Schäfer ALGS1




Aluminium handrail  
with LED strip  
55 x 500 mm  
Schäfer ALGS1 LED




Aluminium handrail  
55 x 1.150 mm  
Schäfer ALGS2



Aluminium handrail  
with LED strip  
55 x 1.150 mm  
Schäfer ALGS2 LED



Aluminium handrail,  
adapted to the door  
length, always until the  
top edge of the door  
Schäfer ALGSV



Aluminium handrail with  
LED strip, adapted to the  
door length, always until  
the top edge of the door  
Schäfer ALGSV LED

[To the handrail configuration online tool >](#)

[To the push handle SLIDESAFE >](#)

[To the sanitary accessories >](#)

### Buffer and hooks:



Aluminium buffer  
Schäfer AL7015



Stainless steel buffer  
Schäfer ES6015



Nylon buffer  
Schäfer N8015



Aluminium hook  
Schäfer AL7011




Stainless steel hook  
Schäfer ES6011




Nylon hook  
Schäfer N8010

## Colours type SVF30/S ALTUS

### Panels:



1001  
Weiß




1002  
Silbergrau




1004  
Anthrazit

### ABS-strips



1001  
Weiß




1002  
Silbergrau



1004  
Anthrazit


### Profiles:



RAL 9010  
Reinweiß



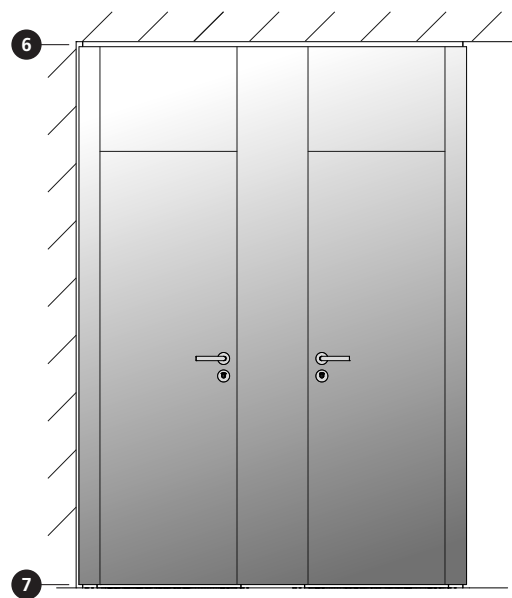
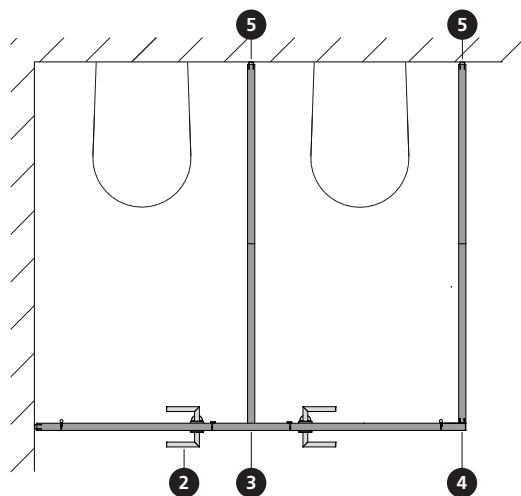
RAL 7038  
Achatgrau



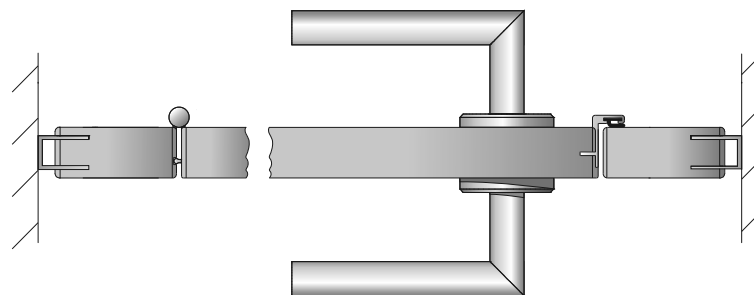
E6/EV1  
Eloxiert

Special colours for panels, ABS-strips and profiles in all RAL colours and special accessories on request. Ask us!

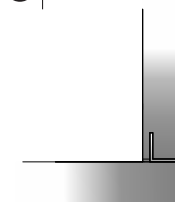
There may be a difference between printed colours and real colours.



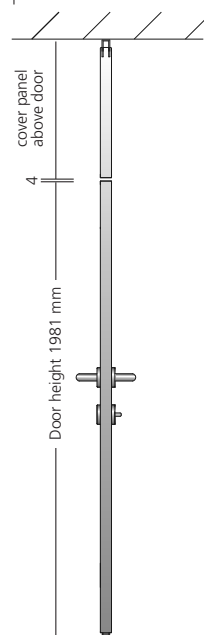
2 Cubicle front section with door handle



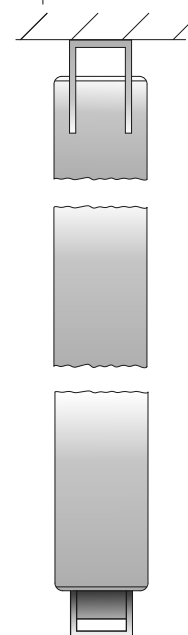
4 Corner connection



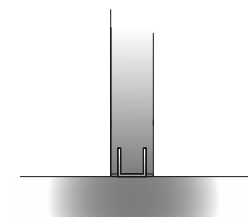
Front height section



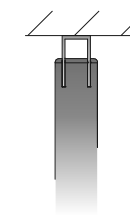
6 Ceiling connection



3 Front to partition wall connection



5 Wall connection with an U-profile as a shadow gap



7 Floor connection





reddot winner 2021

